

Fairy Tiaras



Adult supervision and assistance are required for all of the activities below. Where you see this symbol  then this step MUST be carried out by an adult.

What do I need?

An adult plus a table cover, one large and two small doilies (just use one size if you can't find two), watercolour paint & brush, thin card, scissors, glue stick.



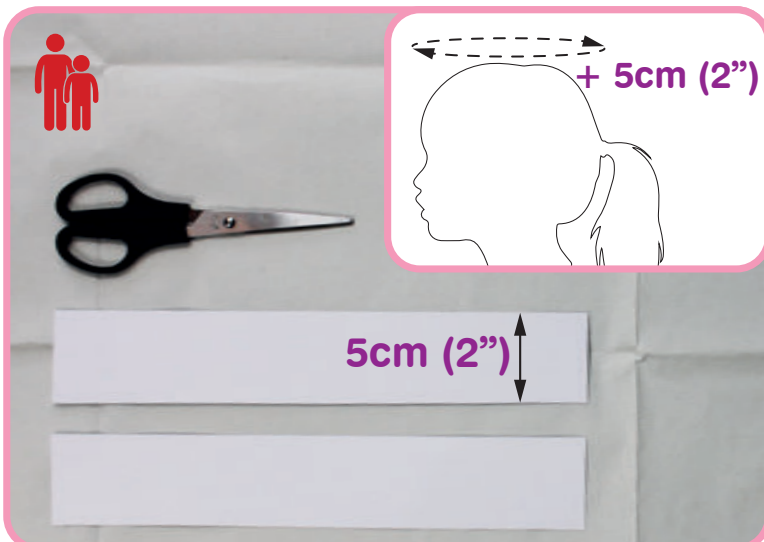
How do I make it?



Cover your table




Allow to dry




Glue the strips together



Fairy Tiaras



Glue in place



Secure the band with tape at the back



You look gorgeous in your fairy tiara!